

TECHNICAL SPECIFICATIONS

ARCHAOS REHEARSAL & PERFORMANCE SPACE

National Circus Center

last updated 04/2023

Archaos – National Circus Center

Email: contact@archaos.fr

Tel: +33 (0)4 91 55 61 65

Office address: 185 rue de Lyon 13015 Marseille

Archaos performance space: 22 boulevard de la Méditerranée 13015 Marseille

- **GETTING TO ARCHAOS**

Metro: Metro Line 2 to Gèze station, then a 700-meter walk or bus B2 or 70 – Méditerranée stop

Car: Via the A55 – Exit at Sortie 3 Les Arnavaux-Joliette or Sortie 4 Les Arnavaux
Via A7 – Exit at Sortie 34 Les Arnavaux



- **THE TEAM**

Raquel Rache de Andrade: Co-Director

Guy Carrara: Co-Director

Simon Carrara: Deputy Director

Mathilde Lecain: Administrator

Hervé Bigey: Technical Director

Amélie Fricker: Head of Communication

Tiphaine Souron: Head of Cultural Initiatives

Flore Colomine: Head of Production and Residencies

Contacts for residency:

Flore Colomine: fcolomine@archaos.fr +33 (0)4 86 68 31 52 or +33 (0)7 65 66 74 81

Hervé Bigey: hbigey@archaos.fr +33 (0)6 16 17 74 91

- **WORKING HOURS**

The offices are open Monday to Friday from 9am to 12:30pm and from 1:30pm to 6:00pm.
The regular hours for the technical team are from 9am to 1pm and from 2pm to 6pm.

- **RISK PREVENTION**

The different guidelines and specifications of the site will be provided and explained to you upon your arrival.

However, it is the responsibility of each individual to respect all the standards and regulations that are in force, to ensure that the appropriate PPE (personal protective equipment) is used according to the tasks to be carried out, and to apply the relevant health and safety regulations as laid out under French labor laws.

When circus artists are doing the work of technicians (especially during set-up and dismantling of stage equipment), they must also be equipped with PPE and respect the same safety requirements as technicians.

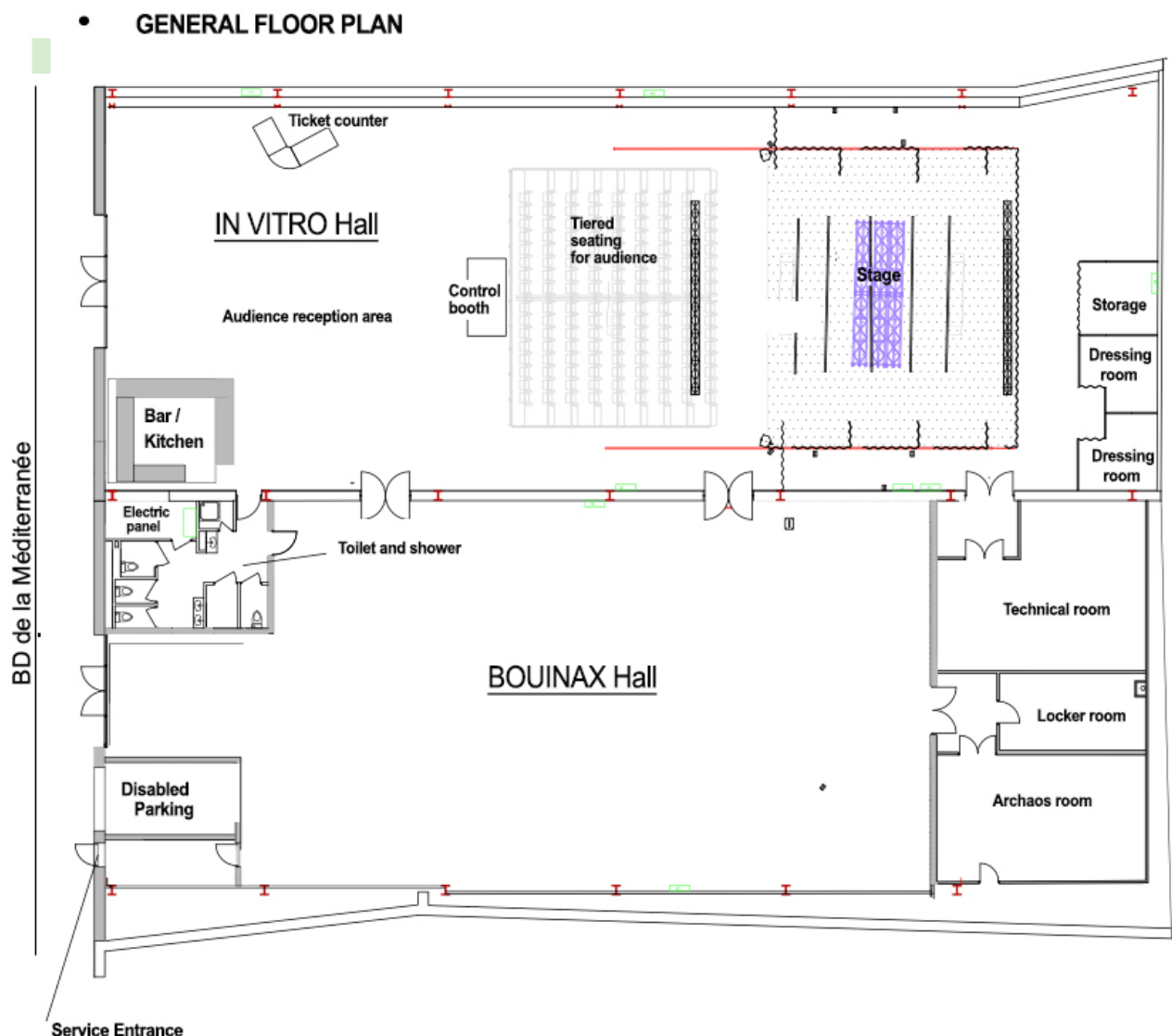
Only those individuals who have completed a site-specific training course (to be conducted upon arrival) and who have been authorized by the technical director may access the electrical installations and work at heights with a harness.

Specific installations for aerial suspension or lifting can only be carried out after validation by the technical director of Archaos.

All the sets and elements of stage decor must meet the current regulations concerning fire prevention and safety in public buildings. The specific French fire codes are for Type L "ERP" buildings (facilities receiving the public) and materials must meet M1 (French) or B-s2 d0 (European) classification standards. You will be asked to provide proof of the official fire rating of your materials.

Any pyrotechnics must be approved by the technical director well in advance of your arrival at the Archaos site so a risk assessment can be conducted and a review request can be submitted to the safety commission. (Article L55 of French law regarding fire risks in public venues.)

Vehicles are not allowed inside the premises except for loading and unloading when necessary and only with prior validation by Archaos. There is no secured parking lot at our venue. Street parking is available.



- **STAGE SPACE FOR THE IN VITRO HALL**

In the IN VITRO hall, the wooden stage is 11.7m wide and 9.7m deep.

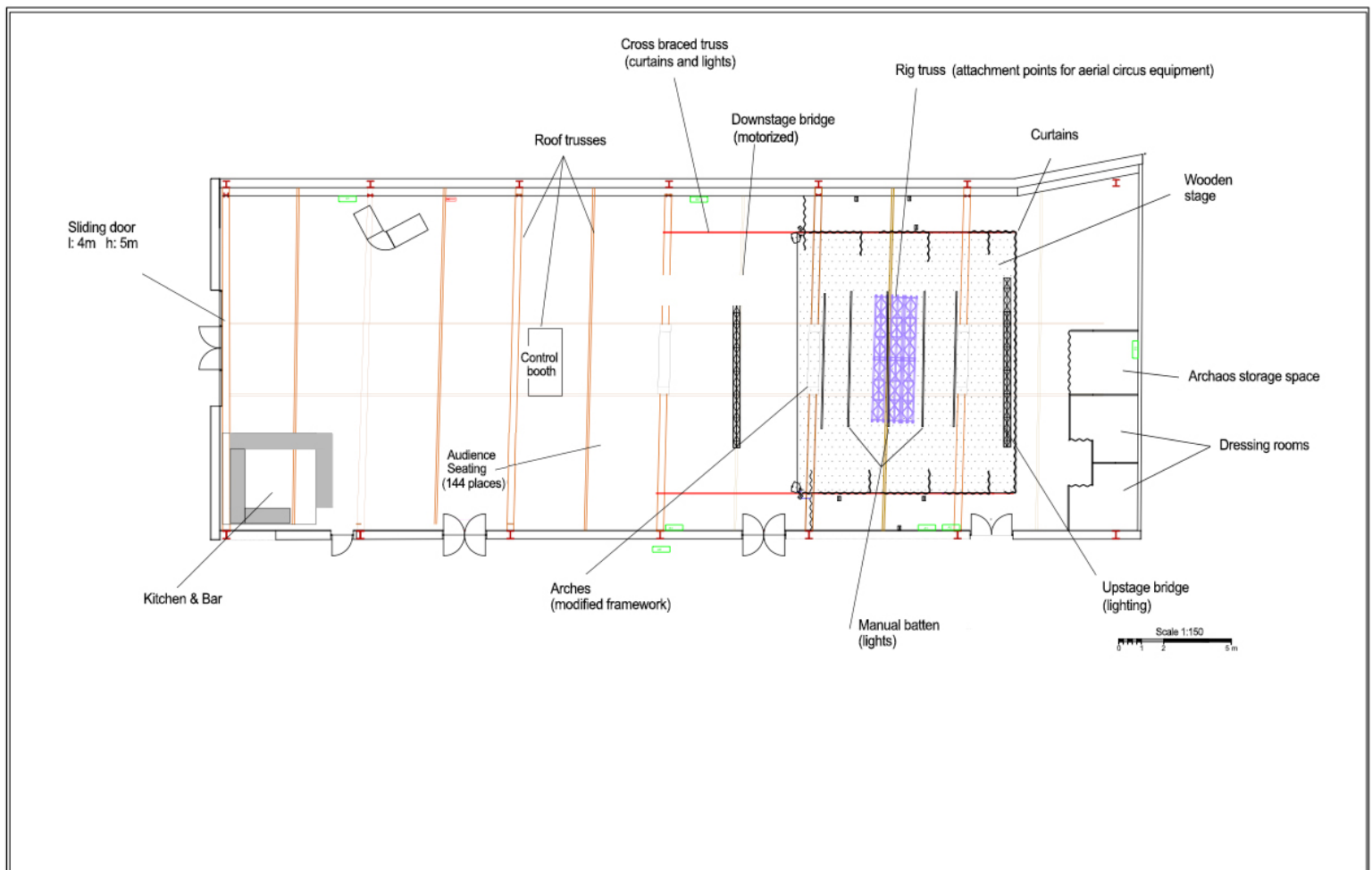
Stage space with curtains: Width 9.5m x depth 9.7m.

Wings are approximately 1.5m wide at both stage left and stage right.

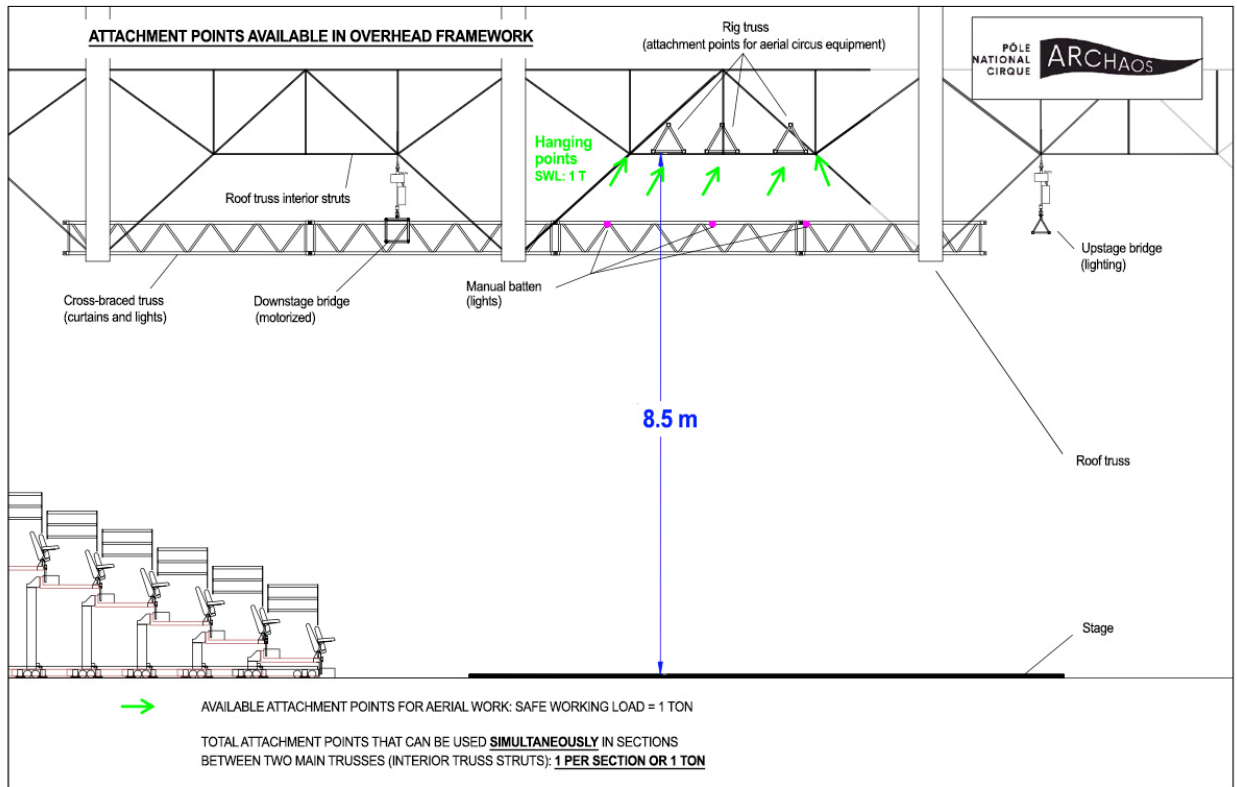
Space for storage and two dressing rooms behind the stage.

The trusses are 7 meters above the floor.

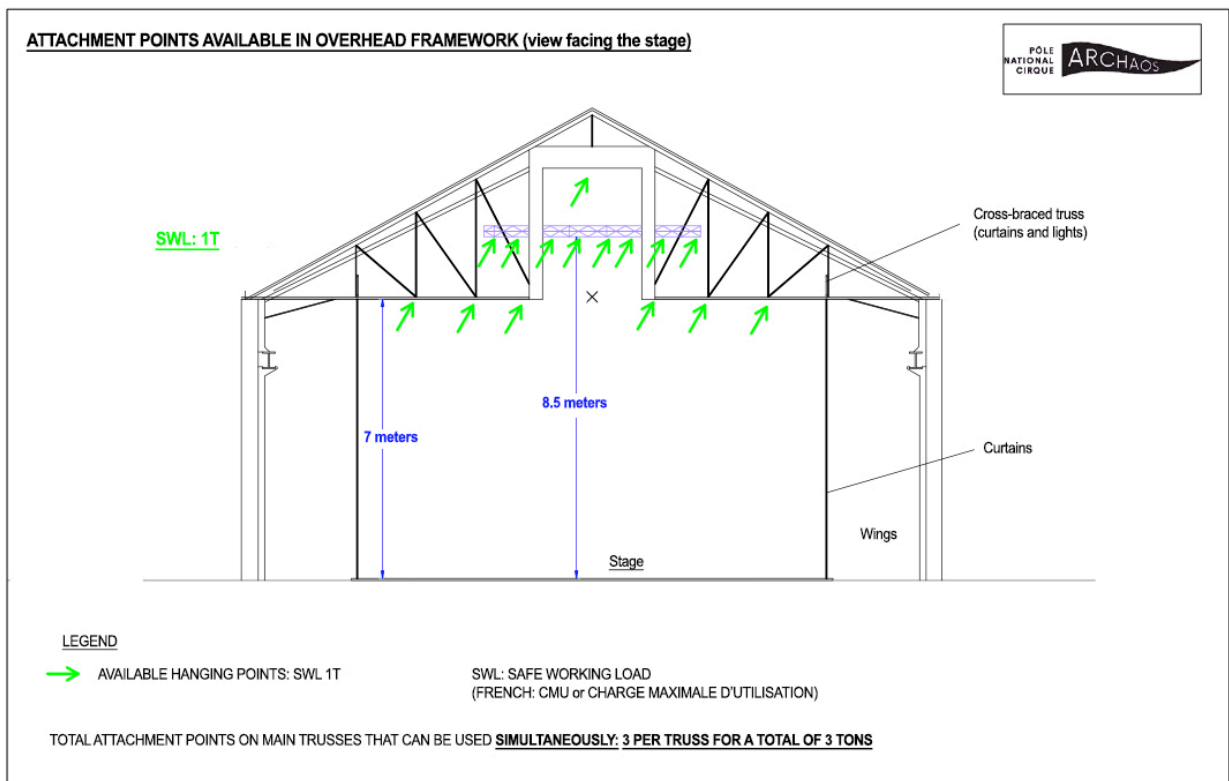
IN VITRO hall floor plan: (Residence)



Longitudinal section



Cross section



Downstage and upstage lighting bridges:

Bridges are motorized and may only be operated by trained and authorized Archaos personnel.

Downstage bridge: Length 7.5m / Height capped at 7.3m

Aluminum triangular truss (square) – 300mm x 300mm.

SWL: 250 kg.

Upstage bridge: Length 7.5m / Height capped at 7.3m

Aluminum triangular truss (triangle) – 300mm.

SWL: 150kg.

These bridges are only intended for hanging lights. Attaching aerial circus equipment is prohibited.

Manual battens (lights or decor):

SWL: 150kg

Length: 6m (extendable to 9m with a 1.5m extension at each end).

Maximum height: 7.5m (Do not load too much because afterwards it is impossible to mount them manually if they are too heavy).

Battens must be secured again once they have reached their final position (obligatory double rigging for everything).

Overhead aluminum bridges for attaching aerial circus equipment in truss framework:

Three aluminum triangular trusses (500mm) in the overhead structure. Length 5.4m. SWL: 1T for each attachment point on the frame. (Tubes: Ø 50mm).

Rigging for aerial performers is only allowed on 500 mm aluminum bridges and at or near structural nodes (see drawings on Pg. 6)

The two trusses above the black box can support up to 3 attachment points of 1 ton each per truss if the points are evenly distributed, although they should always be at the structural nodes (Pg. 6).

Modifications to roof framework:

This modification of the framework was carried out on three trusses. It constitutes the area with heights suitable for aerial performances. See the cross section of the performance space (Pg. 6).

Cross-braced trusses:

Flat 500mm-aluminium-triangular trusses (in red on the floor plan)

These perimeter flat trusses cannot support aerial performers.

They support only curtains and lights (no lateral forces possible).

Stage equipment:

The stage is equipped with:

- Wooden floor covered with black dance flooring
- An Italian-style black box with passages on each side
- A sound system composed of the following Amadeus components: two PMX 15s, two PMX 12s and two 2 sub ML18s. Two Yamaha DXR10s (installed on request) with mixer equipped with mini jack to connect computer or phone.
- A "permanent" stage lighting system composed of PC lighting fixtures, PAR spotlights, Source Four LED reflector spotlights, and moving lights. The whole system can be controlled by remote control on the set (iPad) or a Coloursource console, a Lightcommander II 24/6 console, or an ETC ION XE20 console.

The sound and light control devices can be very basic and simple to use for non-technicians or they can be more advanced. We adjust the tools we give you according to your skills.

These control tools will be available at your arrival in front of the stage and can be easily connected in the control room during public performances.